



# VLOČKY KOLÍČKOVÁNÍ

## Příprava materiálu :

- Soubor vytiskněte, pro delší životnost zalaminujte a kartičky vystříhněte.
- Děti mají za úkol pomocí kolíčku označit správný počet vloček.
- TIP: Správnou odpověď mohou děti označit pomocí různých předmětů (kuličky, kostky, či jiné drobné předměty, kancelářské sponky atd.



1 snowflake

1 hand showing 1 finger

1 hand showing 2 fingers

1 hand showing 3 fingers

5 snowflakes

1 hand showing 3 fingers

1 hand showing 4 fingers

1 hand showing 5 fingers

2 snowflakes

1 hand showing 2 fingers

1 hand showing 3 fingers

1 hand showing 4 fingers

3 snowflakes

1 hand showing 1 finger

1 hand showing 3 fingers

1 hand showing 5 fingers

A box with a dark blue border containing three dark blue snowflakes in the top half and three hand gestures in the bottom half. The hand gestures show one, two, and three fingers extended, representing the numbers 1, 2, and 3.

A box with a light blue border containing four light blue snowflakes in the top half and three hand gestures in the bottom half. The hand gestures show three, four, and five fingers extended, representing the numbers 3, 4, and 5.

A box with a light blue border containing four light blue snowflakes in the top half and three hand gestures in the bottom half. The hand gestures show two, three, and four fingers extended, representing the numbers 2, 3, and 4.

A box with a light blue border containing five light blue snowflakes in the top half and three hand gestures in the bottom half. The hand gestures show one, two, and three fingers extended, representing the numbers 1, 2, and 3.




1	2	3
---	---	---



3	4	5
---	---	---



2	3	4
---	---	---



1	3	5
---	---	---



1	2	3
---	---	---



3	4	5
---	---	---



2	3	4
---	---	---



1	3	5
---	---	---